

a magazine for everyone

# TRIBE

FEBRUARY 2021  
volume one | issue two

# LET'S GO

## TABLE OF CONTENTS

03: Letter from Editor  
04: True North  
05: TNFC  
06: Nice to Meet You  
07: Movie Listings

08: ARTICLE Enamel Cups

11: Randomness  
14: You Should Be Following  
15: RoadTrip

16: ARTICLE Farmhouse Remodel

20: Urban Accents Recipe  
22: Eat Local  
23: Shop Local

24: MIDWEST MAKER Lulu Mariposa

27 Vendors  
28: Dixie Belle Paint

30: FASHION

32: Friends & Family Friday

34: VINTAGE VENDOR Crafty Creations

36: Decorating Style  
40: Coloring Page  
41: Valentines Quote

42: MIDWEST MARKETS Scout Flea Market

44: Get Crafty  
46: Drink Recipe  
47: Events  
48: Photo Album  
50: The End



# Welcome to **TRIBE** magazine

Tribe is a magazine for everyone. A magazine specifically created with you in mind. It's for you. You are OUR people. The True North group. The fans. The cool kids. Our friends. Our family. You are our TRIBE.

## Welcome & Hello

### February is the Month of Love.



*When I think of love, an image of my husband, Erik, instantly comes to mind. He is the kindest man, my biggest cheerleader, and always up for fun. He is the one who keeps my dreams grounded and the best business partner anyone could ask for.*

*Almost simultaneously, my family comes to mind too. My four kids, their significant others - whom I now consider my kids too, and of course my granddaughter Tayah. They tirelessly listen to brainstorming ideas and help to shape True North. They probably consider True North as a sort of sibling. It's a silent presence that is involved in everything my family does. I'm sure at times there is jealousy and resentment, but there's also a deep love and a sense of protectiveness... just like they would have for a younger sibling.*

*The word "love" brings to mind images of my friends, coworkers, customers who have become friends, and my vendor family at True North. These are the people who share similar interests. We brainstorm together, we inspire one another, and we dream together. These are all bonds that I care about very much and I love these people wholeheartedly.*

*Besides people, love can trigger images of objects. It's true, I do love certain objects. Obviously not as much as people, but there are "things" that make my heart flutter. A rusty metal box with a vibrant paint job, a coffee tin with great graphics, a tiny typewriter tin not already in my collection, or a wood sign with campy type of instructions. I tend to notice the objects I love most have a similar theme. Advertising.*

*My love of advertising goes back as far as I can remember. My parents worked in the design and printing industries. I grew up surrounded with marketing, branding, art and design. I quickly understood how powerful a great advertising message can be to the business. I knew somehow I wanted to be involved in creating that feeling.*

*Career opportunities have led me through a variety of jobs covering graphic design, marketing, and branding. Ultimately I landed this gig at True North, where I could apply my love of design and advertising on a daily basis. I am thankful for my job. I am thankful for the people it has brought into my life. It's pretty cool to be able to say I love what I do.*

*During this month honoring love, let us all take time to appreciate the things and the people we love. If you are one of those people in my life, thank you! I love you!*



*Stacey Olson*  
EDITOR



*hi! welcome to*  
**TRUE NORTH**



## **A TOURIST ATTRACTION FOR SHOPPERS**

True North is a shopping adventure for all ages. The store is open 7 days a week until 7pm. We don't need to tell you, you are already a fan.

The NEW True North website is up and rolling...  
[www.ShopTrueNorth.com](http://www.ShopTrueNorth.com).

**#shopTrueNorth**





# TRUE NORTH FAN CLUB

## Housekeeping

### MONTHLY RAFFLE

The winning ticket numbers for January 2021 are: **650553** & **637313**. If your ticket matches either of these numbers, congratulations! Bring your ticket into the store before the end of the month to claim your prize.

If your ticket does not match, sorry. Throw the tickets away and start again. We prefer you put them in your recycling bin or use them for your next craft project.

### FEBRUARY VIP SPECIAL

February 10th thru February 15th, the first 100 True North Fan Club members to make a purchase of \$25 or more and show their 2021 #TNFC card will receive a **FREE True North LOVE button**. You will LOVE these buttons.

Monthly specials vary and will be posted in the #TNFC Facebook group on the first of the month and published here, in **Tribe Magazine**. One VIP special per month, per membership number.

### FAN CLUB MEMBERSHIP CARDS

If you don't have a True North Fan Club card, what are you waiting for? Just ask for a free card the next time you shop True North. You will receive a membership packet and a card. We like to say your membership card is as important as your driver's license! It's a terrific way to get more from your favorite store!

If you are already a member, be sure to show your membership card each time you visit the store. No purchase necessary. You will receive tickets for the monthly drawing. You could win **FREE** gift coins to spend in the store.

Don't forget to follow the True North Fan Club group on Facebook too.

### NEW WEBSITE: [www.ShopTrueNorth.com](http://www.ShopTrueNorth.com)

Check out the **NEW** website. Spend some time and discover something new. You may even see some faces you recognize! Check the website for more event details.

# Nice to meet you **MADONNA**

By Julie Wix, True North



*True North would not be the fun and upbeat place it is without our talented and dedicated staff. Did you know that Madonna works at True North? Well, not that Madonna...she's our very own Madonna Arnold! She's been with True North for over 2 years and she is our Elite Dixie Bell Vendor and also has her own booth here! Get to know Madonna with Five Questions.*



**Where is your favorite place to be?**

Camping! In the woods or at the track, it's definitely my favorite.

**Where is the best place you have ever traveled?**

Alaska! Seriously amazing and beautiful.

**Any favorite line from a movie?**

That would be Talladega Nights, "Shake-n-bake baby, shake-n-bake."



**How do you balance your career and family?**

There is no balance. Lol. I pretty much wing it every day. Family 1st, always. I dropped my career as a Landscape Designer when I became a Mom. Since then, I'm a semi-pro Junker and spend the majority of my time raising my boys to be good human beings.

**What are three words you would use to describe True North?**

Fresh, Family and One-of-a-Kind.

**BONUS QUESTION...**

What was the first concert you attended?

Madonna at Soldier Field in the 80's.

- Go figure!



*Hey Madonna,  
**THANK YOU** for being a part of the True North family. You are one of the biggest TN fans, a great friend and an awesome human. We heart you!... from the True North family, staff, vendors & customers.*





# Lets Go To The Movies

Welcome to the BLACKSTONE MOVIE THEATER @ True North. The featured movies for February all have the theme of LOVE. Grab a pretzel and watch a movie at True North

<b>FEBRUARY</b>	05, 06 & 07:	Walk the Line
	12, 13 & 14:	Valentine's Day
	19, 20 & 21:	Across the Universe
	26, 27 & 28:	Princess Bride



## Date Night Idea

Make a blanket fort, string some christmas lights, make popcorn, light a few candles and snuggle up and watch a classic movie. Be sure to leave the phones in the other room. Hold hands and enjoy each others company.

What are your favorite romantic movies? Post the question on your social media and see what your friends suggest.



# LOVE *in a* CUP

enamel camp mugs

*by Stacey Olson, Kismet Junk*





## When was the last time you took a sip from an enamel mug?

I love a good enamel mug. Sipping coffee made over a campfire or warming a sip of bourbon on my outdoor fire pit... both using my favorite enamel mug. They are colorful and nostalgic. We have a small collection of them hung by little hooks in my garage. They are perfect for hiking and outdoor activities, especially camping due to their lightweight design and durability. These sturdy cups can hold heat without cracking, whether it is in the oven, on a stove, or directly over a campfire.

The story of enamel cookware begins in 1760 in Germany; however, I will not bore you with all the details. You can easily google enamelware to learn more. I did find it interesting to learn that the colors can give you an insight as to the mug's origin.

The blue-spotted Agateware became popular in the late 1890s. Early products were usually white. Usually, Britain produced white enamelware with a dark blue rim. Swedish products were cream-colored trimmed in green. Graniteware mimicked the look of granite with a specked gray and white design.

Enamelware experienced a surge in popularity due to its mid-20th century design. Soon designs decorated the enamelware with stenciled flowers, checkerboard prints, sentimental cartoons, marbling, fruits, polka dots, hearts, and leaves.

It's not just enamel mugs that are popular. Collectors search for plates, spoons, pots, pans, coffee pots, pitchers, and canisters. Most of these items be found on occasion at True North. They are smooth, easy-to-clean, and have become popular due to concerns over toxins in plastic products and no-stick pots and pans. They are easy to clean and safe to use.

These days, enamelware is more in- than outdoors. One reason is that the pieces are designed to fit flush inside one another and take up the minimum amount of space on your shelves. It also is so durable. It can last forever. Yes, it may chip around the edges if you are rough with them, but most collectors agree, that even with a few dents or scrapes, it is still perfect.

Did you know enamelware can be washed in a dish washer? With vintage enamel, it is best to wash everything down with water and a mild dish soap before doing anything major. This will get rid of any surface dirt and debris and allow you to better identify the underlying problem areas.

TIP: You can use a bit of bleach water to remove stains. Make sure you wash and rinse and dry. For stains, rub a paste of baking soda and water on the stain. Wash, rinse, and dry.





# RANDOMNESS

Here are the 6 random questions we randomly asked random True North vendors.

- 1) What is a creative idea for a date?
- 2) What movie do you LOVE?
- 3) What is your favorite wine?
- 4) Who was your first crush?
- 5) What's your all time favorite candy?
- 6) What is your 'song' with your significant other?



## Earl Bonovich

Neighbors by Design

1. *Dinner Out, where you order for your date, and your date orders for you.*
2. *Movie: UP*
3. *Really don't have a favorite wine... A good Reisling*
4. *Jen*
5. *Whatchamacallit*
6. *Through the Eyes of Love (theme from Ice Castles), and more specifically sung by the Other Guys Acapella Group for U of I*



## Jessie Suplee

Blue Eyed Girl Handmade. Vintage. Repurposed.

1. *Axe Throwing. I bought a Groupon for my husband, so I'm not sure yet.*
2. *While You Were Sleeping*
3. *August Hill Caramel Apple*
4. *Ritchie*
5. *Hot Tamales*
6. *All I Need by Awolnation*

# RANDOMNESS



## **Stephanie Hornik**

**Reclaimed. Restyled. Reloved.**

*Stephanie Hornik*

- 1. Restaurant hop...drinks at one, then appetizers at another, dinner at another, dessert at another and more drinks at yet another.*
- 2. Can't Buy Me Love*
- 3. Moscato D'Asti*
- 4. Chris*
- 5. Swedish Fish*
- 6. In High Tide Or Low Tide by Bob Marley*



## **Shannon Coleman**

**The Anchored Belle**

- 1. I've always wanted to do the White Castle Valentines Day Dinner.*
- 2. Shawshank Redemption (so romantic)*
- 3. Barefoot Moscato*
- 4. Mike*
- 5. Swedish Fish*
- 6. Keeper of the Stars by John Michael Montgomery. It was our wedding song.*



## **Shannon Maraffa**

**Crystal Ship Jewelry**

- 1. A ghost tour! Always wanted to do one of those.*
- 2. Masked and Anonymous with Bob Dylan, Jeff Bridges, John Goodman - not a well known movie but such a good one.*
- 3. Michael David wines are delicious and the names and labels are fun.*
- 4. Joey from New Kids on the Block*
- 5. Red Vines*
- 6. Wonderful Tonight - Eric Clapton*



# RANDOMNESS



## **Caroline Lipinski**

### **Vintage Soul**

- 1. Day Trip-jump in the car and drive somewhere you've never been... take a walk around the town, check out the shops, try a fun restaurant or pack a picnic.*
- 2. In no particular order...Sound of Music, White Christmas and Casablanca*
- 3. Sancerre*
- 4. Joey*
- 5. Anything chocolate with nuts*
- 6. Follow You Follow Me (Genesis)*




## **Be Random.**

### **Play along. Answer these Random Questions:**

- 1. What is your lucky charm?**
- 2. What is the luckiest thing you've ever experienced in your life?**
- 3. Is there something you are superstitious about or do for good luck?**
- 4. What's your lucky number?**

*Email your answers to these random questions to [julie@shoptruenorth.com](mailto:julie@shoptruenorth.com).*

*Please include a photo of yourself. We will select six lucky people and their answers to be featured in the March issue of TRIBE Magazine. Warning: you may become famous.*



# YOU SHOULD BE FOLLOWING

**LAUREN LEISS & CO**

**@laurenliessandco**

“One of my favorite designers is Lauren Leiss, a DC-based designer + author + cohost (with her husband, Dave) of the HGTV show Best House On The Block. Nobody revamps a plain Jane house better than Lauren does. Her neutral interiors are never austere; they are wonderfully layered with interesting textures + just the right amount of accessories.”



**By Kay Holsted,  
RedBird Vintage Home (@redbirdKay52)**

*photos by @hellenormand @brwphoto*



# ROAD TRIP



**[Facebook.com/Groups/RoadTripIllinois](https://www.facebook.com/Groups/RoadTripIllinois)**

Explore Illinois! Things to do, see and experience in Illinois, and the surrounding area. Take a road trip. Have an adventure!

Post your events, share any happenings you stumble upon in your newsfeed, and check here first if you're looking for something to do.



# LET'S BUY A FARMHOUSE

and remodel it... It will be fun.

How many of us dream of buying a house in the country and remodeling it, making it reflect our ideas and style?

We all dream, but True North vendors, Katrina and Dave Boero make their dreams come true. They purchased a farmhouse and are making it their home, room by room.

Katrina graciously shares her rehab story and photos.



**AFTER**



**BEFORE**

*This 1896 Foursquare, Farmhouse that sits on 10 acres in Morris, IL. We didn't want to travel far from our backdoor to have our own tranquil vacation spot and this home fit the bill! It's still a work in progress but we have managed to make many renovations. We post photos often on our blog so you can follow our journey.*

[www.TopBananaHomeDesign.com](http://www.TopBananaHomeDesign.com)




# THE OASIS



**BEFORE**

The pool was terrible! We spent days draining the pool and washing the lining. There was at least a hundred frogs, tree branches and even a huge potted plant at the bottom (Don't worry, the frogs were relocated to our pond.)



**AFTER**



# KITCHEN

**BEFORE**

This was the biggest renovation. It was outdated and the cabinets and floor had water damage. We added a new red oak hardwood floor, new cabinets and counters. Our style is a little bit of everything. I call it eclectic farmhouse. Many of our décor pieces were purchased at True North! Did I mention we did all of the renovations ourselves? If you want to see if your marriage can stand the test of time, endure a renovation together!

*P.S. We're still married, lol!*



**AFTER**





# BATHROOM



**BEFORE**

We fell in love with this old Cast Iron tub that was here when we bought the house. It is a Kohler from 1928 and had great bones. The problem was, it was rusted in spots and worn down to the iron. It took many hours, but I was able to refinish it to its former glory.



**AFTER**

FOR MORE PHOTOS, VISIT THEIR BLOG:  
[www.thetopbananahomedesign.com](http://www.thetopbananahomedesign.com)





# Crescent Bacon Breakfast Wreath

By: Erik Olson, Olson Vintage

*Bacon – Eggs – Cheese and more all wrapped up in Pillsbury store-bought crescent rolls. This is so easy to make and is good for breakfast or brunch! You can literally use any ingredients, but I provided some suggestions below. It's perfectly seasoned with Urban Accent's versatile, salt-free Sonoma Pepper Seasoning blend featuring bright lemon peel and warm black pepper that you can purchase at True North. I'm finding myself using this seasoning on everything lately...from eggs in the morning to a recent slow cooker roast.*

*Ok, back to the breakfast wreath. For maximum morning freedom, build this the night before, refrigerate, and pop it in the oven while the coffee brews. As I've said in the past, the kids are usually late, so I made this the night before.*

## Ingredients

- 6 eggs (Reserve one for egg wash!)
- 1/2 red pepper (diced)
- 1/2 green pepper (diced)
- 1 Tbsp Urban Accents Sonoma Pepper Seasoning Blend (available at True North)
- 1/4 tsp salt
- 1 Tbsp butter
- 8oz container store-bought crescent rolls
- 8 slices thick cut bacon, cooked (I suggest cooking in 400° oven for 15-20 mins on parchment paper & it comes out perfect and chewy rather than crispy.)
- 1 cup cheddar cheese, shredded
- chopped parsley (optional garnish) – I garnish for guests, but not for family





## INSTRUCTIONS

1. Preheat oven to 375°. Line a baking sheet with parchment paper or aluminum foil.
2. Crack 5 eggs into a bowl and beat until well combined. Stir in seasoning, salt, and diced peppers.
3. Heat 1 Tbsp butter in a large sauce pan over medium heat. When melted, pour in seasoned eggs with pepper mixture. Stir occasionally until scrambled eggs are set, 3-5 minutes.
4. Open crescent roll tube (the pop always makes me jump), unroll dough, and separate pre-cut triangles - do not roll them up! Arrange dough triangles on the baking sheet in a star pattern with the wider end of the triangles slightly overlapping in a rough circle. TIP: To create a round, even 'wreath', start by laying out 4 triangles each opposite the other in a North, South, East, West orientation. Then, add one in between each of the first.
5. Place one slice of cooked bacon onto each of the crescent triangles and spread shredded cheese along the inner circle where the triangles overlap. The second photo shows hash browns. As I said at the beginning, add anything you want.
6. Spoon scrambled eggs onto the cheese around the inner circle of the star, and gently fold the bacon and crescent dough points over the filling and tuck them under the inside of the wreath. This is the step where crispy bacon makes it difficult to fold.
7. Beat one egg and brush a thick layer of beaten egg onto the exposed crescent dough. This will make it beautifully golden brown and glossy.
8. Bake at 375° for 20-25 minutes. Check for browning at 15 minutes. If browning too quickly, tent with aluminum foil to prevent further browning.
9. Remove from oven and allow to cool for 2 minutes. Use two large spatulas to transfer to a serving dish and sprinkle with parsley (optional).

STEP THREE



STEP FOUR



STEP SIX



STEP FIVE



STEP FIVE



If making the night before, do the egg wash in the morning just before baking!  
Get all your Urban Accents at True North!

# EAT LOCAL!

*By Brooklyn Anderson, Tayah Mae Toes (@TayahMaeToes)*



OPEN EVERY DAY @ 11am

110 Liberty Street  
Downtown Morris

<https://www.corleones.restaurant>

*Do you like pasta? What about soft fresh bread? Corleones is your place to go if so!*

*Corleones is well-known for their pasta sauce along with their bread. This is an Italian restaurant but they also serve sandwiches for you non-pasta eaters.*

*This restaurant has been around for quite a few years and is a local favorite. Besides pasta and pizza, Corleones has some terrific sandwiches such as ham and cheese, screamin' salami, and delicious pizza bread. One sandwich you will want to try if you are hungry is the "Combo". It starts with a base of meatballs with red sauce on Italian bread, then stacked with Italian beef and topped with liquid cheese. Yum!*

*The restaurant is casual and the a perfect pitstop during shopping. Inside the restaurant the walls are decorated with nostalgic photos of Morris. They even have some pictures of the old Route 47 bridge as it was being torn down. Its a nice visual walk through the history of Morris.*

*Try Corleones the next time you shop True North.*



*When you shop True North, shop Morris too.*




Located in Downtown Morris, *The Paper Co.* is a charming stationery shop that opened in the fall of 2003, offering a wide selection of custom invitations, stationery, unique greeting cards and gifts. Specializing in custom invitations for all occasions - Wedding, Birthday, Shower, Anniversary and Graduation, just to name a few!

At *The Paper Co.* you'll find lots of fun paper goodies! Thank you notes, notepads, recipe cards, organizers, calendars, journals, return address stampers and much more! And did you know that we also create one-of-a-kind hand lettered chalkboards, wine bottle labels, favor tags, seating charts and more for weddings and other special occasions!

**THE PAPER COMPANY**  
116 Liberty Street  
Morris, IL 60450

**Find The Paper Company Online:**  
[www.papercodesigns.etsy.com](http://www.papercodesigns.etsy.com)  
[www.thepaperco.cceasy.com](http://www.thepaperco.cceasy.com)  
instagram: [paperco116](https://www.instagram.com/paperco116)  
facebook: [ThePaperCo.Invitations](https://www.facebook.com/ThePaperCo.Invitations)



# SHOP LOCAL!

Shop at The Paper Company between February 10th and March 10th and save 20% off all regular priced merchandise ... just by showing them your **TRUE NORTH FAN CLUB** card.





# MEET THE MIDWEST MAKER ASHLEY HUSS-LOCKE

“Recently, I asked Ashley Huss-Locke of Lulu Mariposa a few questions. She joined the True North vendor family in August and has a mini store located in the new expansion space.

Shoppers love the plants in her booth, especially the Morimo Moss Balls. They are popular. She also fills her space with witty signs. Here’s a chance to get to know why we are all fans of Lulu Mariposa!” - *Stacey Olson*





**How did you decide to start your business?**

I am a maker and just always wanted to do something to start my own business. It always interested me. I just had to figure out what my passion was.

**Did you always have a green thumb?**

Mom always had big ficus trees. She always took such great care of them and always had so many of them. Also, growing up I spent a lot of time outside with my dad during the summers in our garden. I would say they both really had a Big influence on my "green thumb".

**What's one tip you can give us on plant care?**

Know what kind of plant you are buying and check the plant care. Light, water, soil types all play roles in taking proper care of your plants. Most plant care information can be found on the internet if you are unsure.

**What's your favorite type of plant?**

I would say my favorite plant would be a **Birds Nest Fern**.



The Bird's Nest Fern has large simple fronds that are tropical-like in that they resemble banana leaves. Their fronds are light green, often crinkled or wavy, and rise from a central rosette. The rosette is fuzzy where the emerging fronds resemble bird's eggs - hence the common name.

**What's your 'other life' look like... job, family, etc.**

I have worked in the floral industry for 12 years. My husband, Brian, and I have been married for 3 years. I have been part of the True North family since they opened the new addition and I am so happy to be a part of the Morris community!

**How do you find time to balance your other life and True North?**

I work my full time job during the day and work on signs and plants at night when I come home. My days often consist of working on new merchandise or dropping off and restocking the places I am in.

**One interesting thing tn fans might not know about you.**

I have 3 dogs who are like my children. Two boxers Hank and Harper and a Boston Terrior named Heinz.





Follow Lulu Mariposa on social media @lulumariposa18





# TRUE NORTH VENDORS

Here are eight True North vendors you should be following on social media. Search the vendor name in Facebook or Instagram and be sure follow.



FLANNEL CANDLE COMPANY



Watch for more vendors to be featured in each issue. You can find more TN vendors posting in the True North Fan Club group on Facebook.

# DIXIE BELLE PAINT

## **BIG MAMA'S BUTTA**

by Madonna Arnold, Dixie Belle Specialist, Studio 2 @studio2-morrisil

OMG, this is my "Go-To" product from Dixie Belle Paint when I want to make something nice again.

Big Mama's Butta was originally created as an alternative to clear coat or wax when needing a sealer for painted pieces. It's all-natural and eco-friendly, cures in just 7 days, and is so soft and simple to use. Since its release, there have been many more discoveries for its use.

My favorite use is to simply hydrate and protect wood pieces. Buff and rub a small amount into the wood and the brilliance is restored! Butta is a STAPLE for any antique and primitive pieces. Drawers that are sticking? Rub a little on the parts that are supposed to slide and your problem is solved. Stinky, musty smell? Rub it in and it works to deodorize as well.

Leather pieces with scratches, scuffs, stiffening, or just blah...same process, rub a little in, buff it out, and it's brought back to life. Many people like to use it on vintage leather purses, luggage or boots. I have a beautiful, hunter green, vintage Coach crossbody and Butta made that color RICH again. It not only conditions the leather, but protects it because Butta is water resistant.

It's good for stainless steel too. Seems kinda weird right? But, I've heard from people that use it to bring shine to their stainless steel kitchen appliances: refrigerator, dishwasher, stove, and sinks. Clean the surfaces with a natural cleaner (ex. water and vinegar) then use a small amount of Butta and buff until it shines. Applying too much will make it greasy or slick, so start with tiny amounts. They have told me that it lasts about 30 days, repelling water and fingerprints. I don't have stainless appliances, but it sounds like it's worth a try to anyone that is always fighting those fingerprints.





# ELITE RETAILER

Here's a use I never thought I would have heard about...ready?

INTERNATIONAL HARVESTER Paint Restoration! This lovely lady had her tin of Butta and was going around everything at her house using it wherever she thought it would make a difference. Apparently not even their antique tractor was safe from being a test model. Lol! Butta made it pretty again! She also even mentioned that it helped take out the haze on the headlights. Crazy right?!



I would guess it lasts a good 30 days or more, depending on where that tractor roams, but when the shows and parades are starting, this might be something to throw in the tool box to get her ready and shined up to show off.

Big Mama's Butta (BMB) comes in 2 scents: Suzanne's Garden (my favorite, smells like a rose garden) and Orange Grove (citrus scent). There is also an Unscented Butta that allows you to scent it yourself with essential oils. The recommendation is 4 drops of oil and 1 oz of Butta (give or take a couple drops depending on the strength of the scent).

\*Big Mama's Butta contains coconut oil, beeswax, carnauba wax, and hemp seed oil. I do not recommend using it on white or light colored tones, it may yellow the finish because of the hemp-oil.



**Did you notice that  
Studio 2 @ True North  
is now a Dixie Belle  
Elite Retailer**  
(What does that mean?)

*Elite Retailer means that we carry  
the entire line of Dixie Belle chalk  
mineral paint and the newly  
released SILK all in one paint.  
- If you need it, we have it!*

*If you have found any other good  
uses for BMB, I would love to hear &  
share your tips with our True North  
customers. @Studio2-morrisIL*



# Recycled Clothing

by Jada Less & Kaileah Sasser, True North Interns

Clothing is often thrown away without a second thought. Landfills are filling up, but you can help! By wearing recycled clothing, you reduce waste, protect the earth & help our climate. So, thank you! Feel good about wearing recycled clothing. Tell your friends to do the same. Tag #TrueNorthGarage in your posts. Items are added every day for all genders, all sizes, all ages. See the OOTD & New Arrivals on Facebook & Instagram!

A cute and casual outfit perfect for the upcoming spring season, add a cardigan and it's perfect for the chilly days



# @TrueNorthGarage



## @TrueNorthGarage

A comfortable outfit with a butterfly t-shirt and a loose button-up cardigan for a day running errands.



An outfit perfect to wear when going to the city or downtown shopping with a beige jacket & a cute pair of skinny jeans





# FRIENDS & FAMILY

say hello to **LISA**



Last April, while the True North was closed due to Covid-19, we took to the internet and introduced Friends and Family Friday. It was a popular weekly live event. While we are still waiting for our daytime Emmy nomination, we thought we would keep this series going for Tribe subscribers. So get to know some of the True North friends each month in the Friends & Family article.

By A.J. Galli, Hobbs & Henry, and True North Staff

I recently had the chance to chat with Lisa Vickers, who is not only a regular customer at True North, but one of the best P.T.O. moms at the school where I am a teacher. Here is what she had to say...

**What three words would you use to describe True North?**

*My Happy Place. I could walk around all day buying pretzels & singing whatever music they have playing while searching for treasures.*

**What is your favorite thing you've bought at True North?**

*That is a really tough question to answer as I love all of my TN finds! I have to say a ceramic pig my oldest friend gave me. We saw it (at the original TN store) & we both loved it. She tried talking me into getting it & I said no, I don't have anywhere to put it. She went back & got it for me for Christmas. Of course he has had his own spot ever since.*



**When you're not shopping at True North, what's your favorite thing to do?**  
*Look for other vintage finds & ideas.*

**Is there anything you have found at True North that brings back great memories?**  
*I'm always searching for records when I go. My parents used to listen to records every weekend (over & over). I could only wish they still had that collection. But I am finding joy in looking for my favorites at True North & having my son ask me to 'play the music on the player'.*

**What is one interesting fact about you that not many people know?**  
*I have been known to garbage pick at times. Some of my fave finds have come from the garbage!*


## LIGHTNING ROUND...

**What movie do you love?**  
*Oddly enough I'd have to say Star Wars. There are a lot of jokes in our family that revolve around the movies.*

**What is your favorite drink? Beer**

**All-time favorite candy? I love a Cadbury Egg**

**Who is your favorite True North employee?**  
*Of course Mr. Galli but I do miss seeing Cindy there.*



**Watch for the next issue of Tribe & look for the Friends and Family Friday interview.**

*Friends & Family Friday is by AJ Galli*



# MEET THE VINTAGE VENDOR

## LONDA LUEHRSEN

of CRAFTY CREATIONS  
Crafts & Vintage



### HOW DID YOU START YOUR BUSINESS?

*It all started about 6 years ago when I won a raffle drawing at work. It was a Halloween deco mesh wreath and I loved it! The co-worker that made it directed me to a YouTube video with directions. I then made one myself..and then did 30-35 more wreaths that Christmas season. I thought, "maybe I have something here"! It took me a while to take the plunge, but I did, and that is how Crafty Creations started.*

*Crafty Creations has expanded every year to what it is today, including Welcome signs, all different types of wood signs, crafts, and wreaths made of more than just deco mesh and lots of seasonal crafts (it changes every year!). And now for the past 1.5 years Crafty Creations includes vintage and antique items! My husband's work territory used to be in the Morris area and he always stopped in the store. We talked about venturing into something like True North and finally took another plunge, with a lot of help from Stacey, the owner. We started with a fairly small booth and have expanded 3 times since the beginning to the booth we are in today!! Each expansion being successful!*





**WHAT TYPE OF ITEMS DO YOU LOOK FOR TO STOCK YOUR BOOTH AT TRUE NORTH?**

*We don't necessarily look for anything in particular, it's often just whatever catches our eye. When something is selling well at True North, we continue to look for those types of things. A wise person once told us that "smalls" sell, and she was right! We are slowly getting into some more furniture type items, so that is exciting!!*

**IS IT HARD TO PART WITH CERTAIN ITEMS? DO YOU COLLECT ANYTHING?**

*Sometimes we buy things we really like and we may "gently use" them for a while before bringing them into True North. There is nothing in particular we collect. My husband does have a large sports card/memorabilia collection. He doesn't collect like he used to but stay tuned, these items may be making an appearance in our booth.*

**WHAT DOES YOUR LIFE OUTSIDE OF TRUE NORTH LOOK LIKE?**

*Crafty Creations and True North are our part-time jobs. I am a nurse case manager in the Emergency Department at Edward Hospital and my husband, Glenn owns his own painting company, A Stroke Above Painting. We usually do 20 craft/vintage shows every year. Glenn does all the building and I do all the crafting. We have two boys, ages 23 and 20, who help load and unload for the shows (that is if we can catch them at home!). We LOVE doing shows, relaxing, enjoying the outdoors (when the weather is good) and meeting new people!*

**HOW DO YOU FIND TIME TO DO IT ALL?**

*Crafty Creations takes up most of our spare time, which is what we were looking for. If we are not at our full time job, we are creating, crafting, picking, antiquing, sanding and painting. A great hobby that we can do together and something fun to fill our time since our sons are grown.*

**WHAT IS ONE INTERESTING THING WE SHOULD KNOW ABOUT YOU?**

*Surprising fact – neither one of us knew anything about antiques/vintage before starting our booth at True North. It's not something we grew up with. We are learning all the time and LOVE it! We have found searching for the right things is so much fun! We are so blessed to have become part of the True North family and can't wait to see how True North and our business grows!*

**Follow Crafty Creations Crafts and Vintage on Facebook**





# DECORATING

by Caroline Lipinski, Vintage Soul








For many, decorating a room can seem like a daunting task. But once you define your style, decorating can become quite a fun adventure.

*First, ask yourself... "How do I want my home to feel?" and "What do I currently own that I love?"*

*Second, start a Pinterest board. Pin everything and anything that fits your lifestyle and appeals to your heart and soul. You will quickly begin to notice common elements.*

*Third, put a name to your style. Many decorating styles exist and styles can most certainly be combined to form a personalized look and feel.*





## Here is a sampling of decorating styles:

**Traditional Style** includes classic furnishings and accessories in pairs, is homey and understated; common elements include furniture in mid to darker stains, mid-tone colors of paint, fabrics in solids, muted plaid/stripes.

**Coastal Style** is all about relaxation and comfort; it incorporates everything we love about the beach – the sun, the water, the sand; common elements include lighter tone woods, comfortable furniture, blues and greens for color, durable fabrics.

**Eclectic Style** breaks all the rules and is about mixing and matching; it combines bits and pieces of many other styles and stirs them all together.

**Cottage Style** is cozy, charming and fun; it includes timeworn, mismatched and treasured pieces, white or cream act as a base layer, with accents adding a pop of color.

**Contemporary Style** embraces neutral colors and clean, smooth lines; no clutter or fuss, furniture, lighting and accessories are simple and airy.

**Industrial Style** borrows décor from factories & industrial spaces; common elements include weathered woods, exposed brick, industrial lighting, metals and concrete; think textural, worn down, repurposed and recycled furniture and accessories.

**Bohemian Style (Boho Chic)** is all about individuality, unconventional displays, and colorful collections; think rich colors, thick/plushy textiles, handmade wall hangings, braided rugs.

**Scandi Style** embraces a light, open and airy feel; wood tones are light, furniture is simple with smooth surfaces, monochromatic color schemes with white as a base.

**Farmhouse Style** evokes warmth and comfort, cozy, but not clutter, mix of comfortable materials and salvaged items; common elements include a simple color palette, reclaimed woods, wrought iron, vintage accessories.

**Shabby Chic Style** uses aged furniture and accessories to create a vintage look; common elements include items that are worn around the edges, painted/distressed furniture, ruffles and fringe to soften the space.







Once you have determined your style, it's time to shop! True North vendors carry a wide range of vintage and handmade items in various styles...art work, lighting, furniture, textiles and endless accessories. Head to True North to be inspired and find one-of-a-kind treasures that will enhance your style.

*Happy Decorating! - Caroline*





Print out this Coloring Page



#ShopTrueNorth



**All you need is LOVE.**

but a little chocolate every  
now and then doesn't hurt.

**- Charles Schultz**

**HAPPY  
VALENTINES  
DAY!**

*from  
True North*

THIS COUPON ENTITLES EACH  
TRUE NORTH FAN CLUB MEMBER  
TO RECEIVE **\$1.00 OFF** OF ANY  
ONE **CANDY CLUB JAR**.

*Flash your TNFC Membership Card and use the  
coupon code 'CCTribe'. Offer good until 02/14/21.*



Each issue of Tribe we will bring you along as we virtually attend a market in the Midwest and give you the insider information, history and season schedule. Kicking off this series is True North's market called Scout Flea Market.

# MIDWEST MARKETS

*insider*



## SCOUT FLEA MARKET

### HISTORY

*Scout Flea Market (SFM) is entering its sixth season. It started in 2015 as an occasional market, partnering with Stash Handmade Market at the Kendall County Fairgrounds. In 2016, SFM went out on its own and hosted monthly markets, April thru October. In 2018 SFM moved to the parking lot of True North (TN).*

### THE NAME

*One of the biggest question received is why is it called Scout Flea Market. It has nothing to do with the scouting organization, its simply name Scout because you are usually "scouting for good deals" at flea markets.*

### PARTNERSHIP

*Scout Flea Market now partners with True North in producing the event. TN processes the applications and helps to execute the market day events. Being in the parking lot surrounding TN, SFM can easily accomodate 40+ vendors, plus can offer shoppers an additional 100 vendors inside the store too.*

### THE FUN

*If you are looking for a fun market, look no further. SFM vendors can usually be found laughing, negotiating prices, sipping a beer, and having a good time. SFM strives to make the market as much for vendors as shoppers. Most markets feature live music, activities, and community organizations too. In 2019 SFM hosted the American Legion Auxiliary, The Scouts, The Lions Club, Joliet High School Theater, The Morris Library and more. It's an opporutunity for SFM & TN to give back to the community.*





## 2021 SEASON

*This season SFM is planning three markets.*

### **SFM: JUNKPALOOZA**

Saturday, April 24, 2021 - 10am until 2pm

*Junkpalooza is a NEW event. More than 40 vendors will set up and sell their cool junk. Food, Beer and Music add fun to this event. SFM Junkpalooza is fun for pickers of all ages*

### **SFM: MAKER'S MARKET**

Saturday, July 24, 2021 - 10am until 2pm

*This event is specifically created to feature awesome, locally handmade crafters and Makers. The back parking lot will still have vendors with great flea market finds, as usual.*

### **SFM: TAILGATE MARKET**

Saturday, October 9, 2021 - 10am until 2pm

*We are having a tailgate party. Vendors will set up and sell their cool junk and handmade items. Put on a flannel, buy food from the food trucks, play bean bags, drink a few beers, listen to LIVE music, heck, bring a lawn chair to enjoy the fun.*

## VENDORS

*SFM vendors travel from all over, Indiana, Wisconsin, Chicago and all over Illinois. They bring antiques, vintage, furniture, salvage and handmade items at reasonable prices. Often the market hosts food vendors, but TN also has snacks and drinks for sale inside the store and Dave's Dawgs restaurant is in the same parking lot.*

## FAMILY FRIENDLY

*This market is definitely family friendly. Kids love SFM and shopping at True North. Its always free to attend. Pets are welcome, but must be carried inside the store. The market goes on rain, shine, snow...hopefully no snow. (SFM never cancels.) Plan to shop Scout Flea Market in 2021.*



more:  
[www.Facebook.com/ScoutFleaMarket](https://www.facebook.com/ScoutFleaMarket)



# GET CRAFTY


by Madonna Arnold  
@Studio2-morrisIL

At True North we have customers that ask us "What do people do with all these tiny parts and pieces?" Well, some are collected and displayed, others are upcycled into projects. Here is an easy DIY with some parts and pieces you can find around our store any time you stop in.

## FUN & FUNKY BRACELETS

### SUPPLIES NEEDED:

- \* **Scrap Ribbon or Fabric Strips:** Old linens, scarves, silk or t-shirts that will tear up nice and evenly.
- \* **A Focal Point:** A charm, small belt buckle, discarded jewelry piece, embroidered patch, or any trinket that won't be too large on the wrist.
- \* **Scrap Leather:** Old worn out belts are a good source for leather.
- \* **E6000 Adhesive:** This is the best adhesive for making things stay put!
- \* **Wood, Hammer and Large Nail:** any will do.



1. Start by cutting ribbon or fabric to the desired length. I like to leave a little extra just in case. It's easy to trim up when you're finished.
  2. String on your trinket or treasure. If there's no way to string it on, you can always punch a hole in it or glue it on. I like to take pieces of leather and glue on to it.
  3. Using a piece of wood, lay your piece of leather to be punched on top and hammer that nail right where you need a hole punched.
  4. Once you punch a hole in the leather, then string your strip of fabric in one side from the top and out the other side from the bottom.
  4. Wrap the fabric around your wrist, 1 time, 2 times, 3 times...it's your style, you rock it the way you want it.
  5. Tie it off or if you're really fancy, you could add a toggle clasp.
- You're all done!**







You could always add more charms to dangle or even braid the fabric pieces as a way to switch it up. You could always add more charms to dangle or even braid the fabric pieces as a way to switch it up and do more with it. The possibilities are truly endless!

*Yours Truly,  
Madonna Arnold*

#### TIME TO SHARE!

Take a picture of what jewelry you've made out of tiny parts and pieces and post it to social media. Use the hashtags [#shoptruenorth](#) and [#tribemagazine](#). We LOVE to see what you do! and do more with it. The possibilities are endless!

Share your creativity

[#shopTrueNorth](#)  
[#TribeMagazine](#)

**CREATIVITY  
IS THE WAY I SHARE  
MY SOUL WITH  
THE WORLD.  
-BRENE BROWN**





## NEW YORK SOUR

by **AJ Galli**, Hobbs & Henry, and True North Staff

*In January's issue of Tribe, I announced my New Year's Resolution to reinvent classic, albeit boring, cocktails. For February I really thought about all the things I love in the cocktail world. I remember years ago falling in love with drinking whiskey sours. It was the perfect combination of a robust bourbon or whiskey and a crisp fresh sour mix. It was refreshing in the summer and warmed me in the winter. I thought I had found the perfect cocktail. But things change. Life gets busy and sometimes it's easier to just pour my favorite bourbon over ice and call it a day. Now I could argue that that is a perfect cocktail on its own, but my New Year's Resolution made me think, "how could this be better?" Enter, the New York Sour.*

### Ingredients

2 oz Bourbon or Whiskey

1.5 oz sour mix: *to make your own combine 1 cup of water and 1/2 cup sugar and simmer until the sugar has dissolved. Add 1 cup of lemon juice (1.5 cups if you like things tart)*

1 egg white

Pinot Noir wine

### Directions

Combine the egg white and sour mix in a shaker full of ice and shake vigorously. Then add bourbon and continue to shake. Empty into your favorite glass, leaving about a half inch of the glass empty to slowly pour over your favorite Pinot Noir.

If you are anything like 99% of the people I have gone to a bar with, you are probably disgusted by the thought of an egg white in your drink. Hear me out. First, the fresher the egg the better. And by better, I mean safer. If you know a chicken farmer personally, even better! Then by combining the sour mix and egg white in the shaker first, you are giving the citrus a chance to kill off anything that may be harmful. So why an egg white? It's purely textural. It adds a velvety, fluffy texture that is indescribably delicious. Imagine a wonderful lemon meringue pie but in a glass...with alcohol. And the piece de resistance, the Pinot Noir. Don't worry, you don't need to buy the most expensive bottle for this to be delicious.

Two months into my New Year's resolution to reinvent classic cocktails and I already feel like a new person. Are you trying any cocktails at home? Share your cocktail photos with us on Facebook and Instagram! #tribeMagazine or #shopTrueNorth - I can't wait to see them!



# Upcoming Events

## COFFEE & DONUTS - #TNFC EVENT

Saturday, February 6; 10am-12noon

True North will be serving Coffee and Donuts to all shoppers 10am-12noon. Grab a fresh and delicious Morris Bakery Donut and explore the store. Add a shot to your coffee with the purchase of a \$2 pretzel. True North Fan Club (#TNFC) members: show your membership card and add one free shot to your coffee. Baileys, Dr. McGillicuddy's Butterscotch, or Jameson. Add a touch of whipped cream to make it yummy.



## SHOW THE LOVE

Sunday February 14; 12noon-7pm

Bring in your Valentine date to True North. Our staff will take a FREE polaroid picture of you to commemorate the date and show the love! True North Fan Club (#TNFC) members: show the love! Tag TN in social media posts (#TNdateNight and #shopTrueNorth) and show our staff. Then you each can enjoy one free "pretzel" on us! True North will also give you and your date two quarters each to spend on pinball or pacman.

DETAILS AVAILABLE ON FACEBOOK/ShopTrueNorth

LOOKING  
AHEAD

**BLOODY MARY SUNDAY** Sunday March 14; 12noon-2pm

**CRAFT NIGHT** Thursday March 25; 4pm-7pm

**TRUE NORTH BIRTHDAY PARTY** Tuesday, April 13; 5pm-7pm

**SCOUT FLEA MARKET: Junkpalooza** Saturday, April 24; 10am-2pm

**80s PARTY** Friday, May 7; 5pm-8pm

**MIMOSA DAY** Sunday, May 9; 12noon-4pm - Mother's Day

**BEER DAY** Sunday, June 20; 12noon-4pm - Father's Day





We ♥ @shoptruenorth







# THE END.



Want More? Shop True North 7 days a week until 7pm

*A Tourist Attraction for Shoppers!*

539 Bedford Road in Morris, Illinois  
[www.ShopTrueNorth.com](http://www.ShopTrueNorth.com)  
815-705-0161

copyright 2021 © True North  
all rights reserved